Latin American Journal of Solids and Structures
www.lajss.org

Finite Element Analysis and Crashworthiness Optimization of Foam-filled Double Circular under Oblique Loading

Abstract

Finite element analysis and optimization design carry out for the quasi static responses of foam-filled double circular tube is presented in this paper. In the investigation of the crashworthiness capability, some aspects were considered for variations in geometry parameters of tubes and the loading condition to investigate the crashworthiness capability. Empty, foam-filled, and full foam-filled doublé tubes of thin walled structures were observed subjected to oblique impact (0° - 40°). The numerical solution was used to determine the crashworthiness parameters. In addition, NSGA II and Radial Basis Function were used to optimize the crashworthiness capability of tubes. In conclution, the crash performaces of foam-filled double tube is better than the other structures in this work. The outcome that expected is the new design information of various kinds of cylindrical tubes for energy absorber application.

Keywords

Aluminium foam, Crashworthiness, Cylindrical tube, Finite Element Analysis, Oblique impact, Optimization.

Fauzan Djamaluddin [a,c,1]
Shahrum Abdullah [a,b,2]
Ahmad K. Ariffin [a,3]
Zulkifli M. Nopiah [a,4]

[a] Department of Mechanical and Materials Engineering, Universiti Kebangsaan Malaysia of Malaysia
[b] Center of Automotive Research, Faculty of Engineering and Built Environment, Universiti Kebangsaan Malaysia, 43600 UKM Bangi, Selangor, Malaysia
[c] Department of Mechanical Engineering, Universitas Hasanuddin, Jl. Perintis Kemerdekaan, 90245, Makassar, Indonesia.

[1] fauzan@siswa.ukm.edu.my
[2] shahrum@ukm.edu.my
[3] kamal@ukm.edu.my
[4] zmn@ukm.edu.my

http://dx.doi.org/10.1590/1679-78252844

Received 12.02.2016
In revised form 07.06.2016
Accepted 08.06.2016
Available online 10.06.2016

1 INTRODUCTION

Foam-filled thin-walled structures have recently increased interest in the automotive industry because of the great energy absorption capacity and extraordinary lightweight,. Huge research efforts have been carried out by various experiments (Gupta and Velmurugan, 1999; Hassen et al., 2000;

Santosa et al., 2000; Borvik et al., 2003; Meguid et al., 2004; Reyes et al., 2004; Babbage and Mallick 2005; Mamalis et al., 2008; Rezadoust et al., 2008; Taher et al., 2009; Ghamarian et al. 2011; Niknejad et al., 2011; Kavi et al 2006; Seitzberger et al., 1997), analytical analyses (Gupta and Velmurugan, 1999; Taher et al., 2009; Wang et al., 2007), and numerical methods (Santosa et al., 2000; Reyes et al., 2004; Babbage and Mallick 2005; Rezadoust et al., 2008; Niknejad et al., 20113; Seitzberger et al., 1997; Ahmad et al., 2008, 2009; Ziaei-Rad et al 2008; Santosa et al 2001).

The tube collapse more efficiently because the interaction between tube and filler might change the original collapse mode. Furthermore, some researchers (Seitzberger et al 1997, 2000; Yuen et al., 2008) used a double-cell profile arrangements with similar cross-section and the double tubes are empty or filled with aluminium foam to increase the energy absorption capabilities of thin-walled tubes,. In addition, Guo et al (2010a, 2010b, 2011) carried out the experiment and numerical simulation of the new topological structure i.e. double circular tubes under axial and three point bending conditions.

In the real vehicle collision event, a combination of the angle of impacting direction (or oblique/off-axis loads) is more occurred frequently and rarely encounters either fully axial or fully bending impact. Effects of oblique loading have been taken into account by Han and Park (1999). They found that angle of loading played an important role from axial progressive collapse mode to the global bending mode for square column subjected to oblique loads. In addition, Reyes et al. (2002, 2003, 2004) showed that the increasing of loading angle as the decreasing of the energy absorption, in the case of the empty and foam-filled square columns under the quasi-static oblique loading conditions. Meanwhile, the energy absorption characteristics of tapered thin-walled rectangular tubes were explored by Nagel and Thambiratnam (2004, 2005, 2006). They concluded that the tapered tube better stability than straight tube when the oblique impact happen. Ahmad et al. (2010) focused on investigate the benefit of foam-filled conical tubes as vehicle energy absorber under oblique impact. Li et al (2012) studied the deformation and energy absorption of aluminum foam- filled double cylindrical tubes subjected to oblique loading and found that foam-filled double circular tube better crashworthiness capability than empty and foam-filled single circular tubes under quasi-static oblique loading.

There is limited design information about the double circular tube filled by foam, particularly under different angular impact. The aim of this paper is to determine the crushing behaviour and optimum values with respect to wall diameter, the wall thickness, and the foam density of the double circular tubes. Finite element models were validated by experiment and theory resulted in studying the effect of parameters for different tubes, namely empty double tube, foam-filled double tube, and full foam-filled double tube. Finally, crashworthiness optimization of double circular tubes under different impact angular loading (0, 10, 20, 30 and 40 degree), which serve as guidelines for efficient design of foam-filled bitubal tubes.

2 DEVELOPMENT OF FINITE ELEMENT MODEL (FEM)

Fig. 1 shows the schematics of the tubes under different impact loadings. To model energy absorbing structures, the aluminium foam filled double tubes were 250 mm in length, and the diameter of the outer and inner tubes are 100 mm and 50 mm, respectively. All of the structures fixed at the bottom and at the other end impacted by a moving rigid wall with constant velocity of 0.9

m/s in the Figure 1. The tubes cross-section is shown in Figure 2 and the outer and inner thicknesses of the double tube walls were the same at 1.8 mm.

The finite element (FE) models of empty double tube, foam-filled double tube, and foam-filled single tube are shown in Fig. 3. The ABAQUS–Explicit was used to develop the aluminium foam-filled tubular tube models and to predict the response of thin-walled tubes that were impacted by a free falling impinging mass.

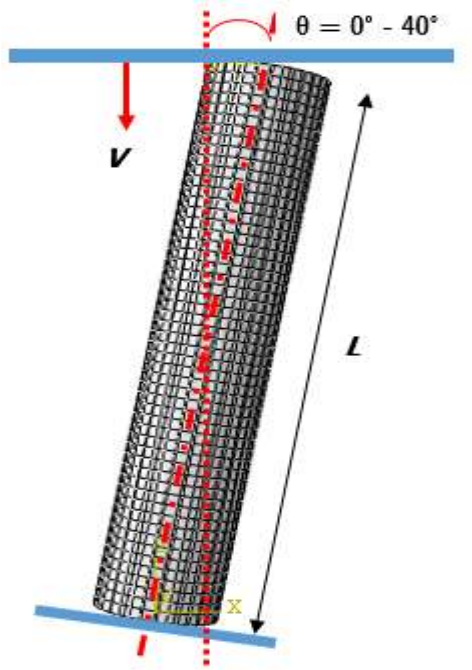

Figure 1: The schematic of bitubal circular tubes under oblique impact.

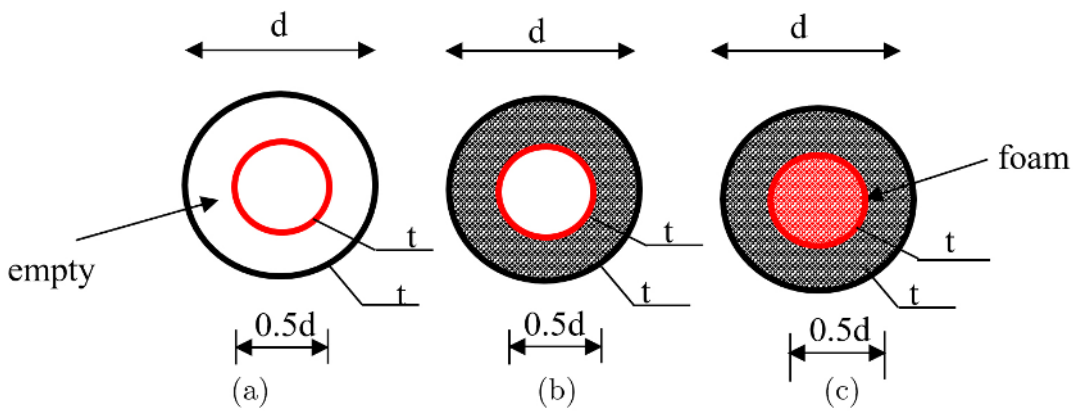

Figure 2: Cross-section of the circular tubes (a) empty double tube, (b) foam-filled double tube, and (c) full foam-filled tube.

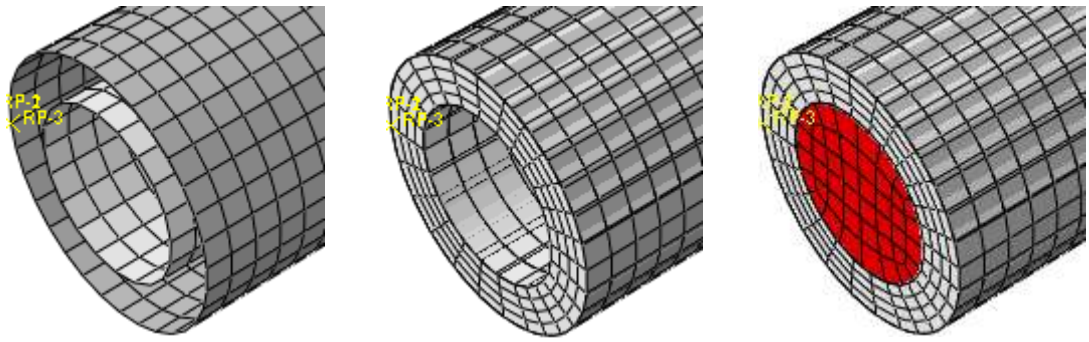

Figure 3: The Finite Element (FE) models of cylindrical tubes (a) empty double tube, (b) foam-filled double tube, and (c) full foam-filled tube.

Four node shell elements were used for tube walls and eight node continuum elements were used for foam. The element size is 2 mm based on a mesh convergence study of shells and foam elements. For all contact for instance the interaction between the foam and the tube walls, the cofficient value is 0.3

3 MATERIAL PROPERTIES

3.1 Thin-Walled Circular Double Tubes Material

The thin-walled tubes were made from aluminium alloy A6060 T4 with mechanical properties of density $\rho = 2700\,\mathrm{kg/m^3}$, the Young's modulus $E = 68.2$ GPa, the Poisson's ratio v = 0.3 initial yielding stress $\sigma_y = 80$ MPa, and ultimate stress $\sigma_u = 215.5$ MPa. The pairs of the plastic strain and true stress were specified in Table 1 to accurately define the hardening characteristic in finite element models.

Plastic strain (%)	0.0	2.4	4.9	7.4	9.9	12.4	14.9	17.4
Plastic stress (Mpa)	80	115	139	150	158	167	171	173

Table 1: Strain hardening data for A6060 T4.

3.2 Aluminium Foam Filled Material

With an average mechanical property value obtained from material tests, the aluminium closed–cell foam filler was used. With different foam apparent densities, the material's behaviour was obtained from experimental testing of the foam filled material, while the uniaxial quasi-static compression test results are given in references (Santosa et al., 2000). Non-linear ABAQUS/Explicit software packages was used to model the constitutive behaviour based on an isotropic uniform material of the foam model developed by Dehspande and Fleck (2000).

4 CRASHWORTHINESS INDICATOR

To evaluate the energy-absorbance of structures, it is necessary to define the crashworthiness indicators. The parameters, such as Energy Absorption (EA), SEA, and PCF, can efficiently evaluate the crashworthiness of structures. Energy absorption can be calculated as:

$$EA(\delta) = \int_0^{\delta} F(x)d\delta \tag{1}$$

where, $F(x)$ is the instantaneous crashing force with a function of the displacement δ.

SEA indicates the absorbed energy ($EA(\delta)$) per unit mass (M) of a structure as:

$$SEA(\delta) = \frac{EA(\delta)}{M} \tag{2}$$

where, M_{total} is the structure's total mass. In this case, a higher value indicates the higher energy absorption efficiency of a material.

The average crush force (F_{avg}) is the response parameter for the energy absorption capability:

$$F_{avg} = \frac{EA(\delta)}{\delta} \tag{3}$$

where, energy is absorbed ($EA(\delta)$) during collapse and displacement (δ).
Crush force efficiency is defined as the ratio of the average crush force (F_{agv}) to the peak crush force (F_{max}),

$$CFE = \frac{F_{avg}}{F_{max}} \quad \text{x } 100\% \tag{4}$$

Peak crush force (F_{max}) is important indicator in the design of energy absorption structures to absorb the impact energy in collision.

5 CRASHWORTHINESS OPTIMIZATION

The surrogate model (Radial Basis Functions (RBF)) and D-Optima were choosed for the relationships between the individual objective functions and the design variable vector. Non-dominated sorting GA (NSGA) II was choosed because a more effective and efficient algorithm for ranking the solution, assigning ranking fitness, and benchmarking number problems. Figure 4 shows the implementation of multi objective optimization for the empty and foam-filled double cylindrical tubes. All the optimization designs were developed by MATLAB.

6 MODEL VALIDATION

To ascertain whether it was sufficiently accurate, FE model has been validated by experimental and theoretical model in the literatures. Djamaluddin et al. (2015a) presented the validation results of foam-filled double circular tubes under quasi-static impact loading. The deformation patterns (Djamaluddin et al., 2014a) and force - displacement curve (Djamaluddin et al., 2014b, 2015b] of

numeric simulation and experiment result were carried out the comparison between the numerical simulation and the experiment result and demonstrated of foam-filled double cylindrical tube subjected to quasi-static loading (Li et al., 2012).

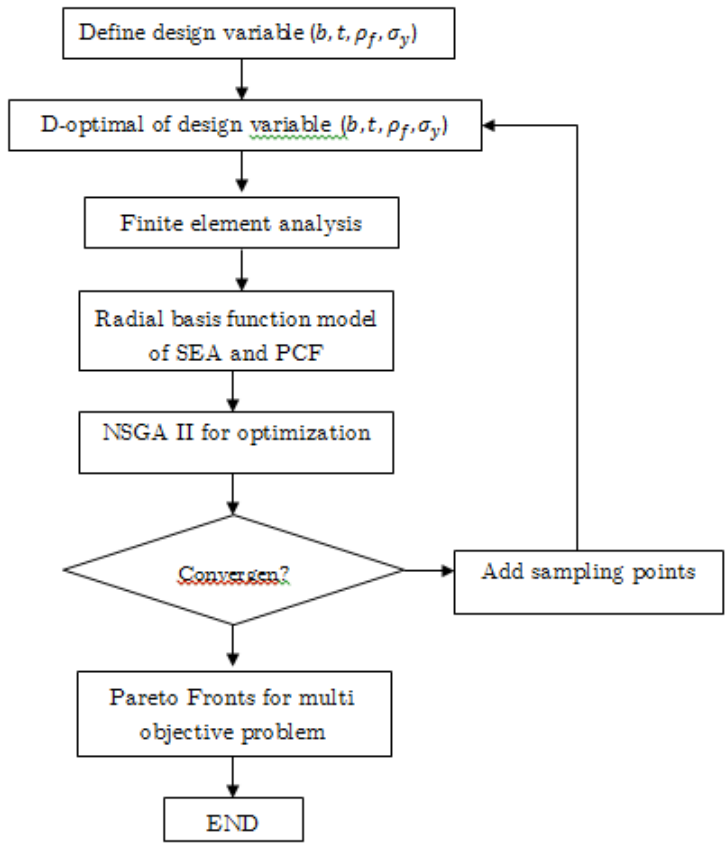

Figure 4: Flowchart of the optimization of tubes under oblique impact loading.

7 RESULT AND DISCUSSION

7.1 Deformation Modes

Deformation modes of the tubes can be clearly seen that the optimal form in Figure 5. All type of tubes under axial loading in 0° and angular loding 10° deform progressive buckling. Fold in all the tube that has formed the global symmetry collapse mode (Abramowicz and Jones, 1984, Qi et al. 2012). At 20° loading, double empty tube (ED) and the double tube that full foam (DD) failed with progressive global collapse but the double tube filled with foam (FD) failed in collapse bending mode. Some folds can be seen on the top of FD in plastic shapes flange. When the angle of loading at 30° and 40°, all of tubes failure or deformation are in the bending global zone. Furthermore, the lobes are formed by compression-lipped in bending mode. Some structures have the same under oblique impact such as square tube (Reyes et al. 2002), rectangular tube (Nagel and Thambiratnam 2006) and conical tube (Ahmad et al., 2010).



Figure 5: Deformation modes (a) empty double tube (ED), (b) foam filled double tube (FD) and (c) full foam filled double tube (DD).

7.2 Effect of Thickness

Figure 6 show the effect of tube wall thickness and angle of loading are assessed to determine the mean crushing force from progressive collapse to bending collapse of tube. Mean crushing force is calculated with displacement of 120 mm for each tubes. It is expected that the mean crushing force (F_{avg}) decrease with increase angle of load. The wall thickness of tube increase give effect to F_{agv} value in different loading angle. But, the FD tube under 30° And 40° decrease wall thickness of tube can be increase F_{agv}. Normally, the mean crushing force the in progressive collapse more sensitive compared to bending collapse. Furthermore, the increasing of load angle is more important when the large of wall thickness which it can be reduce the SEA and F_{agv} value (Qi et al. 2012).

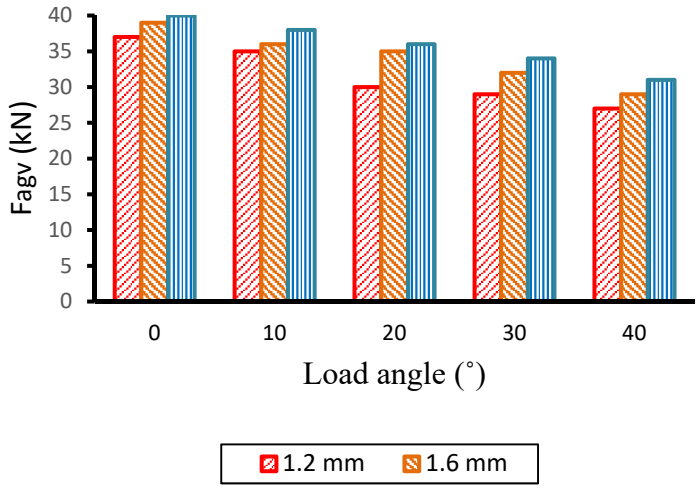

(a)

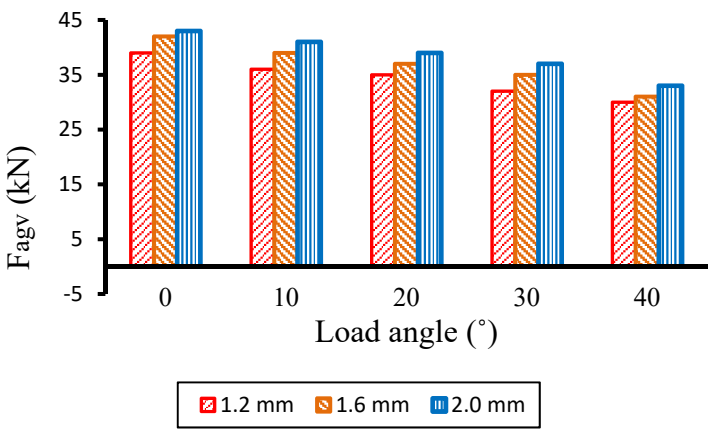

(b)

Figure 6: Effect of wall thickness on mean crushing force of (a) ED, (b) FD.

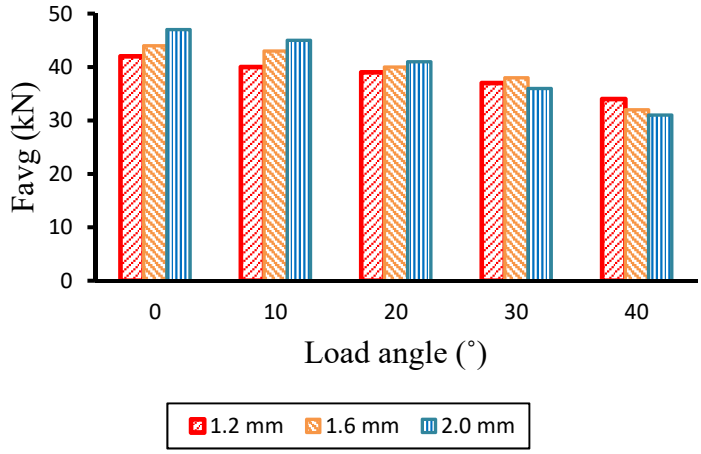

(c)

Figure 6 Cont.: Effect of wall thickness on mean crushing force of (c) DD with different load angle.

7.3 Effect of Diameter

Figure 7 shows the effect of different diameter (d) of the tube wall in response to a quasi-static parameter such as specific energy absorption (SEA) each tube configuration. The results indicated that EA is more sensitive in progressive collapse than bending collapse on the diameter of the tube wall responses. However, the SEA does not have a significant impact on increasing of tube diameter and angle of loading for the two types of progressive collapse and global bending. Furthermore, it is interesting to be noted that the reduction in energy absorption and specific energy absorption are caused with increasing the load angle. This is also in contrast to the case with the increase in wall thickness as shown previously.

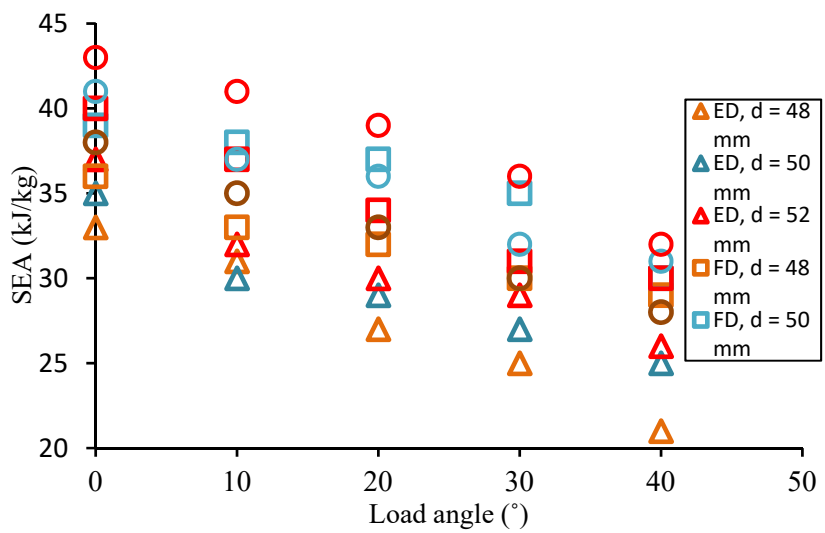

Figure 7: Effect of diameter on SEA in different load angle.

7.4 Effect of Foam Density

Figure 8 and 9 show the effect of varying density foam on the quasi-static response such as the crushing energy efficiency (CFE) under axial load (0 °) and oblique (10 ° - 40 °). In general, increasing the density of the foam effect crusher energy efficiency significantly by loading different angle. It notes that the CFE is less with low-density foam (0.22 g / cm3) of the tube is filled with high density foam (0.534 and 0.71 g / cm3). Ahmad and Thambiratnam (2009) studied the density of the foam is an important thing and it has an effect that can be used as a parameter to control the crashworthines characteristics and behavior of thin-walled tubes.

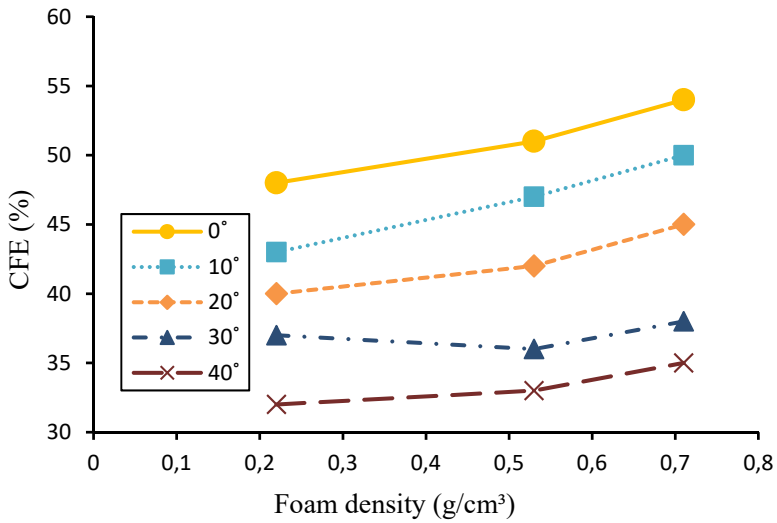

Figure 8: Effect of foam density of FD on SEA in different load angle.

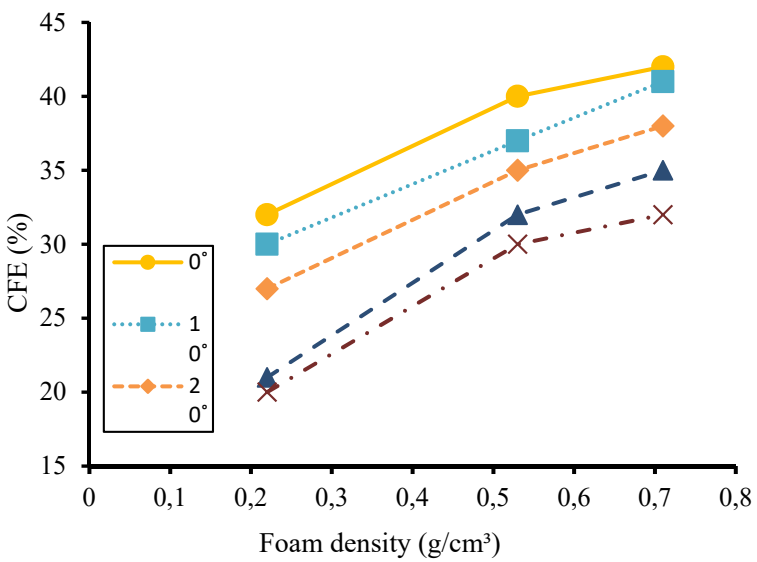

Figure 9: Effect of foam density of DD on SEA in different load angles.

7.5 Effect of Geometrical Imperfection

To read the buckling modes of the inner and outer tubes placed between two rigid wall. The imperfection is used in ABAQUS/Explicit. Figure 10 show that the simulations have initial geometrical imperfection and without and it is evident that the collapsing shape of the tubes by sufficient accuracy.

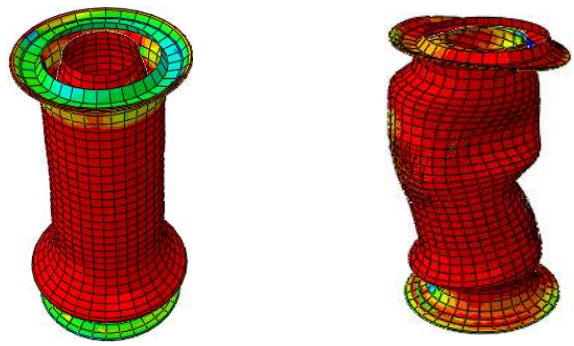

(a) (b)

Figure 10: Collapsing mode of empty doublé tubes (ED) under axial quasi-static load (a) with initial geometrical imperfection and (b) without.

7.6 Optimization Design of Double Tubes (FD) Under Oblique Impact

In this section, the double foam filled tube are optimized under five impact angles 0°, 10°, 20°, 30° and 40°. The optimization problem can be written as the following:

$$\begin{cases} Min\ \{-SEA(b,t,\rho_f,\sigma_y), PCF(b,t,\rho_f,\sigma_y)\} \\ s.t.\ 60\ mm \le b \le 100\ mm \\ 1.5\ mm \le t \le 3.0\ mm \\ 120\ MPa \le \sigma_y \le 230\ MPa \\ 120\ kg/m^3 \le \rho_f \le 270\ kg/m^3 \end{cases} \tag{5}$$

Figure 11 shows the Pareto fronts of PCF against SEA for double circular foam filled tubes under five different impact angles. In addition, two objective SEA and PCF conflict with each other for all design cases. It can be seen that any increase in SEA always leads to an undesirable increase in PCF, and vice versa. From 0° to 30°, the Pareto front gradually moves to the top-left region as the impact angle increases indicating that both PCF and SEA decrease with an increase of impact angle.

8 CONCLUSIONS

This study was purpose to investigate and and generate design information the effect of foam filling, on the quasi static responses and energy absorption characteristics of thin-walled circular tubes us-

ing finite element simulations. Energy absorption response was quantified with respect to variations in the parameter of foam density, wall thickness and diameter of tube.

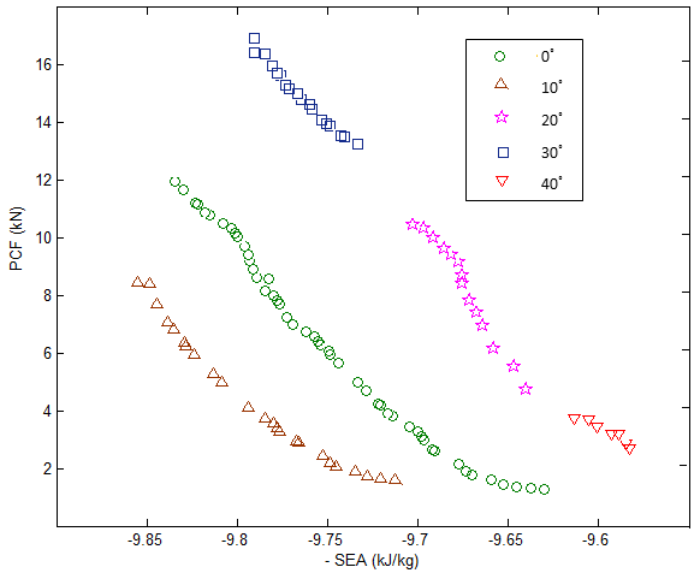

Figure 11: Pareto fronts for double circular foam filled (FD) tubes under four different impact angles.

This paper has observased the crush response and energy absorption of three different cross section of circular tubes namely empty-empty tube, empty foam filled tube and foam filled-foam filled double cylindrical tubes under axial compression and oblique impact loadings. The computer simulations, validated by experiments and theory, have been used to obtain an insight into the oblique crush response and quantify the energy absortion, specific energy absorption and peak crushing force for variations in the load angle, wall thickness, foam density and length of tubes. The main conclusion is that full foam filled double circular tubes were found to be effective energy absorbing devices since they can withstand an oblique impact load as effectively as an axial compression and bending mode to reduct the energy absorption as crashworthiness structures.

Finally, the optimization design of foam filled doublé tuve under multiple impact angles have been investigated. By maximizing the specific energy absorption and minimizing the peak crushing force simultaneously under different impact angles, so multi optimization problem is considered. It is found that the optimal design highly depends on the given impact angle for FD and it conclude that FD has much better crashworthiness capacity and it can be recommended as an efficient energy absorber for vehicles

References

Ahmad, D.P. Thambiratnam, A.C.C. Tan, A numerical study on the axial loading and energy absorption of foam-filled conical tubes, Proceedings of the 7th International Conference on Shock & Impact Loads on Structures, (2007) 99-106.

Ahmad Z, Thambiratnam DP. Dynamic computer simulation and energy absorption of foam-filled conical tubes under axial impact loading.Comput Struct 2009;87(3–4):186–97.

Ahmad, D.P. Thambiratnam, Crushing response of foam-filled conical tubes under quasi-static axial loading, Mater Design, 30 (2009) 2393-2403.

Ahmad Z, Thambiratnam DP, Tan ACC. Dynamic energy absorption characteristics of foam-filled conical tubes under oblique impact loading. Int J Impact Eng 2010;37:475-88.

Babbage J.M, P.K. Mallick, Static axial crush performance of unfilled and foam-filled aluminum-composite hybrid tubes, Compos Struct, 70 (2005) 177-184.

Borvik T, O.S. Hopperstad, A. Reyes, M. Langseth, G. Solomos, T. Dyngeland, Empty and foam-filled circular aluminium tubes subjected to axial and oblique quasi-static loading, Int J Crashworthines, 8 (2003) 481-494.

Deshpande, N.A. Fleck, Isotropic constitutive models for metallic foams, J Mech Phys Solids, 48 (2000) 1253-1283.

Djamaluddin, S. Abdullah, A.K. Ariffin, Z.M. Nopiah. Optimization of foam-filled double circular tubes under axial and oblique impact loading conditions. Thin-walled structures. 87 (2015) 1–11.

Djamaluddin, S. Abdullah, A.K. Ariffin, Z.M. Nopiah. Multi objective optimization of foam-filled tubular circular tubes for quasi-static and dynamic responses. Latin american journal solid and structure, 2015

Djamaluddin, S. Abdullah, A.K. Ariffin, Z.M. Nopiah. Multi Objective Optimization of Aluminum Foam Filled Double Tubes Subjected to Oblique Impact Loading for Automobile Bumper Beam, Applied Mechanics and Materials Vol. 663 (2014) pp 93-97

Gupta NK, R. Velmurugan, Axial compression of empty and foam filled composite conical shells, J Compos Mater, 33 (1999) 567-591.

Ghamarian, H.R. Zarei, M.T. Abadi, Experimental and numerical crashworthiness investigation of empty and foam-filled end-capped conical tubes, Thin Wall Struct, 49 (2011) 1312-1319.

Guo LW, Yu JL, Li ZB. Experimental studies on the quasi-static bending behavior of double square columns filled with aluminum foams. Acta Mech 2010;213:349–58.

Guo LW, Yu JL. Experimental studies on the quasi-static axial crushing behavior of double square columns filled with aluminum foams. J Exp Mech 2010;25(3):271–8.

Guo LW, Yu JL. Dynamic bending response of double cylindrical tubes filled with aluminum foam. Int J Impact Eng 2011;38(2–3):85–94.

Han DC, Park SH. Collapse behavior of square thin-walled columns subjected to oblique loads. Thin-walled Struct 1999;35:167–84.

Hanssen A.C, M. Langseth, O.S. Hopperstad, Static and dynamic crushing of circular aluminium extrusions with aluminium foam filler, Int J Impact Eng, 24 (2000) 475-507.

Kavi, A.K. Toksoy, M. Guden, Predicting energy absorption in a foam-filled thin-walled aluminum tube based on experimentally determined strengthening coefficient, Mater Design, 27 (2006) 263-269.

Li ZB, Yu JL, Guo LW. Deformation and energy absorption of aluminium foam- filled tubes subjected to oblique loading. Int J Mech Sci 2012:48–56.

Mamalis A. G, D.E. Manolakos, M.B. Ioannidis, K.N. Spentzas, S. Koutroubakis, Static axial collapse of foam-filled steel thin-walled rectangular tubes: experimental and numerical simulation, Int J Crashworthines, 13 (2008) 117-126.

Meguid S.A, M.S. Attia, A. Monfort, On the crush behaviour of ultralight foam-filled structures, Mater Design, 25 (2004) 183-189.

Nagel G, Thambiratnam D. A numerical study on the impact response and energy absorption of tapered thin-walled tubes. Int J Mech Sci 2004;46:201-16.

Nagel G, Thambiratnam D. Computer simulation and energy absorption of tapered thin-walled rectangular tubes. Thin-wall Struct 2005;43:1225-42.

Nagel G, Thambiratnam D. Dynamic simulation and energy absorption of tapered thin-walled tubes under oblique impact loading. Int J Impact Eng 2006;32:1595-620.

Niknejad, G.H. Liaghat, H.M. Naeini, A.H. Behravesh, Theoretical and experimental studies of the instantaneous folding force of the polyurethane foam-filled square honeycombs, Mater Design, 32 (2011) 69-75.

Reyes A, O.S. Hopperstad, M. Langseth, Aluminum foam-filled extrusions subjected to oblique loading: experimental and numerical study, Int J Solids Struct, 41 (2004) 1645-1675.

Reyes A, Langseth M, Hopperstad OS. Crashworthiness of aluminum extrusions subjected to oblique loading: experiments and numerical analyses. Int J Mech Sci 2002;44(9):1965–84.

Reyes A, Langseth M, Hopperstad. OS. Square aluminum tubes subjected to oblique loading. Int J Impact Eng 2003;28(10):1077–106.

Reyes A, Hopperstad OS, Langseth M. Aluminum foam-filled extrusions subjected to oblique loading: experimental and numerical study. Int J Solids Struct 2004;41(5–6):1645–75.

Rezadoust A. M, M. Esfandeh, S.A. Sabet, Crush behavior of conical composite shells: Effect of cone angle and diameter/wall thickness ratio, Polym-Plast Technol, 47 (2008) 147-151.

Santosa S.P, T. Wierzbicki, A.G. Hanssen, M. Langseth, Experimental and numerical studies of foam-filled sections, Int J Impact Eng, 24 (2000) 509-534.

Santosa, J. Banhart, T. Wierzbicki, Experimental and numerical analyses of bending of foam-filled sections, Acta Mech, 148 (2001) 199-213.

Seitzberger, F.G. Rammerstorfer, H.P. Degischer, R. Gradinger, Crushing of axially compressed steel tubes filled with aluminium foam, Acta Mech, 125 (1997) 93-105.

Seitzberger M, F.G. Rammerstorfer, R. Gradinger, H.P. Degischer, M. Blaimschein, C. Walch, Experimental studies on the quasi-static axial crushing of steel columns filled with aluminium foam, Int J Solids Struct, 37 (2000) 4125-4147.

Shahbeyk S, Spetrinic N, Vafai A. Numerical modelling of dynamically loaded metal foam-filled square columns. IntJ Impact Eng2007;34:573–86.

Taher, R. Zahari, S. Ataollahi, F. Mustapha, S. Basri, A double-cell foam-filled composite block for efficient energy absorption under axial compression, Compos Struct, 89 (2009) 399-407. 23

Wang, Z.J. Fan, L.J. Gui, Theoretical analysis for axial crushing behaviour of aluminium foam-filled hat sections, Int J Mech Sci, 49 (2007) 515-521.

Yuen S, Chung Kim, Nurick GN, Starke RA. The energy absorption characteristics of double-cell tubular profiles. Lat Am J Solids Struct 2008 ; 5(4) : 289–317.

Ziaei-Rad, M. Salimi, L. Mirfendereski, Finite Element Modelling of Foam-Filled Tapered Thin-Walled Rectangular Tubes under Oblique Impact Loading, Steel Res Int, (2008) 317-324.